

SOME POSTHARVEST CHARACTERISTICS OF SANTOL (*Sandoricum koetjape*) FRUIT TREATED WITH 1-METHYLCYCLOPROPENE

XXXXX X. XXXXX

**SUBMITTED TO THE FACULTY OF
THE COLLEGE OF SCIENCE AND MATHEMATICS
UNIVERSITY OF THE PHILIPPINES MINDANAO
IN PARTIAL FULFILLMENT OF THE REQUIREMENTS
FOR THE DEGREE OF**

BACHELOR OF SCIENCE IN FOOD TECHNOLOGY

June 2015

Commented [A1]: > Before printing/saving to PDF, always disable comments.
> To disable comments, go to Tracking section in the REVIEW tab and replace 'Simple Markup' to 'No Markup'.

Commented [A2R1]: TITLE FORMAT: ALL CAPS except scientific names



UNIVERSITY OF THE PHILIPPINES MINDANAO

Bachelor of Science in Food Technology

Xxxxx X. Xxxxxx

Some Postharvest Characteristics of Santol (*Sandoricum koetjape*) Fruit Treated with 1-Methylcyclopropene

Thesis Adviser

Xxxxxxx X. Xxxxxxx, Ph.D.

Department of Food Science and Chemistry

Date of Submission

June 2015

Permission is given for the following people to have access to this Thesis/SP/BP

Available to the general public	Yes
Available only after consultation with author/thesis adviser	Yes
Available only to those bound by confidentiality agreement	Yes

Student's signature:

Signature of thesis adviser:

Commented [A3]:
Capitalize only the first letter of the first name, middle initial and the first letter of the last name

Commented [A4]: Titles such as Asst. Prof., Assoc. Prof and Prof are omitted

The thesis manuscript attached hereto, entitled “**SOME POSTHARVEST CHARACTERISTICS OF SANTOL (*Sandoricum koetjape*) FRUIT TREATED WITH 1-METHYLCYCLOPROPENE**”, prepared and submitted by **XXXXXX X. XXXXX** in partial fulfillment of the requirements for the degree of **Course** is hereby accepted.

XXXXXXX X. XXXXXX, Ph.D.
Adviser

XXXXX X. XXXXXXX, Ph.D.
Co-Adviser

Date

Date

XXXXXXX X. XXXXXX, M.Sc.
Panelist

Date

JOEL HASSAN G. TOLENTINO, Ph.D.
Department Chair

Date

ANNABELLE U. NOVERO, Ph.D.
Dean

Date

Recorded by:

NOREEN GRACE V. FUNDADOR, Ph.D.
College Secretary

Date

Commented [A5]: > In case of lengthy names and it forms more than 1 line, you may reduce the font size to 11.
> If it is still more than one line, you may use initials instead after consultation and agreement of your panelist.
> Selected format should apply to all

BIOGRAPHICAL SKETCH

The biographical sketch must be limited to 1 PAGE ONLY. Select this series of text to preserve the formatting. In case you removed it entirely, you can select the [OCS]

Default Format on the styles gallery.

Bacon ipsum dolor amet filet mignon frankfurter tri-tip, bacon ham meatball ball tip cow boudin doner meatloaf biltong pork chop swine. Tongue short loin tenderloin pork chop picanha flank beef cupim. Pork prosciutto shoulder kielbasa sausage landjaeger chuck boudin t-bone turducken corned beef venison tongue pork loin. Turducken bacon ham ball tip cow boudin doner meatloaf shoulder.

Shank tri-tip shankle beef ribs, andouille ribeye pork belly meatloaf bacon ham hock alcatra cow swine tongue venison. Cupim strip steak kielbasa boudin. Capicola fatback shoulder, tongue meatloaf frankfurter kielbasa tail picanha doner flank prosciutto brisket. Kevin beef ribs bresaola chicken, doner landjaeger ribeye turkey.

Commented [A6]: Limit to one page

ACKNOWLEDGEMENT

The acknowledgement must be limited to 1 PAGE ONLY. Select this series of text to preserve the formatting. In case you removed it entirely, you can select the [OCS] Default Format on the styles gallery.

Bacon ipsum dolor amet filet mignon frankfurter tri-tip, bacon ham meatball ball tip cow boudin doner meatloaf biltong pork chop swine. Tongue short loin tenderloin pork chop picanha flank beef cupim. Pork prosciutto shoulder kielbasa sausage landjaeger chuck boudin t-bone turducken corned beef venison tongue pork loin. Turducken bacon ham ball tip cow boudin doner meatloaf shoulder.

Shank tri-tip shankle beef ribs, andouille ribeye pork belly meatloaf bacon ham hock alcatra cow swine tongue venison. Cupim strip steak kielbasa boudin. Capicola fatback shoulder, tongue meatloaf frankfurter kielbasa tail picanha doner flank prosciutto brisket. Kevin beef ribs bresaola chicken, doner landjaeger ribeye turkey.

Commented [A7]: Limit to one page.

TABLE OF CONTENTS

	PAGE
INTRODUCTION	1
REVIEW OF LITERATURE	4
Santol	4
Fruit description, distribution and properties	5
Pre-harvest and handling factors affecting fruit quality and postharvest life	6
Level 2 heading	10
Level 3 heading	12
Level 4 heading	15
MATERIALS AND METHODS	18
Time and Place of Study	18
Sample Collection	18
Level 3 Heading	19
Level 4 Heading	20
RESULTS AND DISCUSSION	28
Level 2 Heading	28
Level 3 Heading	30
Level 4 Heading	32
SUMMARY AND CONCLUSION	50
LITERATURE CITED	52
APPENDICES	55

Commented [A8]: > To add/delete content, right-click on the section where you want to place it and select insert/delete row.

Commented [A9]: Level 2 heading: 1st letter of each word must be capitalized except the prepositions

Commented [A10]: Level 3 heading: Only the 1st letter of the first word is capitalized

Commented [A11]: Level 3 heading: only the 1st letter of the 1st word is capitalized

LIST OF TABLES

TABLE	TITLE	PAGE
1	The food value of yellow and red santol per 100 grams of edible pulp (Lifted from Morton, 1987).	2
2	The food value of yellow and red santol per 100 grams of edible pulp (Lifted from Morton, 1987).	4
3	Title 3.	6
4	Title 4.	8
5	Title 5.	10

Commented [A12]: To add/delete content, right-click on the section where you want to place it and select insert/delete row.

Commented [A13]: Place period at the end of the title.

Draft

LIST OF FIGURES

FIGURE	TITLE	PAGE
1	Enzymatic browning reaction (Lifted from Mayer and Hanel, 1979).	6
2	Enzymatic browning reaction (Lifted from Mayer and Hanel, 1979).	10
3	Title 3.	22
4	Title 4.	28
5	Title 5.	30

Commented [A14]: To add/delete content, right-click on the section where you want to place it and select insert/delete row.

Commented [A15]: Place period at the end of the title.

Draft

LIST OF APPENDICES

APPENDIX	TITLE	PAGE
1	The Food Value of Yellow and Red Santol per 100 grams of Edible Pulp (Lifted from Morton, 1987).	55
2	The Food Value of Yellow and Red Santol per 100 grams of Edible Pulp (Lifted from Morton, 1987).	55
3	Title 3.	56
4	Title 4.	57
5	Title 5.	58

Commented [A16]: To add/delete content, right-click on the section where you want to place it and select insert/delete row.

Commented [A17]: FOR APPENDIX TITLES, the 1st letter of EACH WORD must be capitalized except the prepositions. Place period at the end of the title.

Draft

LIST OF APPENDIX TABLES

APPENDIX TABLE	TITLE	PAGE
1	The Food Value of Yellow and Red Santol per 100 grams of Edible Pulp (Lifted from Morton, 1987).	59
2	The Food Value of Yellow and Red Santol per 100 grams of Edible Pulp (Lifted from Morton, 1987).	59
3	Title 3.	60
4	Title 4.	60
5	Title 5.	61

Commented [A18]: To add/delete content, right-click on the section where you want to place it and select insert/delete row.

Commented [A19]: FOR APPENDIX TITLES, the 1st letter of EACH WORD must be capitalized except the prepositions. Place period at the end of the title.

Draft

LIST OF APPENDIX FIGURES

APPENDIX FIGURE	TITLE	PAGE
1	The Food Value of Yellow and Red Santol per 100 grams of Edible Pulp (Lifted from Morton, 1987).	62
2	The Food Value of Yellow and Red Santol per 100 grams of Edible Pulp (Lifted from Morton, 1987).	63
3		63
4		64
5		64

Commented [A20]: To add/delete content, right-click on the section where you want to place it and select insert/delete row.

Commented [A21]: FOR APPENDIX TITLES, the 1st letter of EACH WORD must be capitalized except the prepositions. Place period at the end of the title.

Draft

ABSTRACT

XXXXX X. XXXXX, University of the Philippines Mindanao, June 2015,
SOME POSTHARVEST CHARACTERISTICS OF SANTOL (*Sandoricum koetjape*)
FRUIT TREATED WITH 1-METHYLCYCLOPROPENE

Adviser: XXXXXXX X. XXXXXXX, Ph.D.

Co-Adviser: XXXXXXX X. XXXXXXX, Ph.D.

The Abstract must only have a maximum of 300 words only. Lorem ipsum dolor sit amet, qui vidisse fuisset no, est delectus placerat ne, ne usu vidit timeam. Ubique integre meliore vel at, at modo movet cum, illum aperiam eam no. Partem audire veritus at cum. Eum persius persecuti et, id vix oratio posidonium. Alia tacimates id his, eu eos cetero abhorreant. Has minimum molestie theophrastus an, eu diam iriure quo, albucius maiestatis assueverit eam ea. Te latine nonumes pro, vim ad noluisse sapientem, mea consul dolorem fastidii ne. Epicuri fierent repudiare usu te, et nam tempor doming vituperata. Ne laudem consecutetur pro, et qui vidit consequuntur. Sit vide voluptua no, commodo interpretaris nam id. Ut has posse eruditi lucilius, ei sed blandit adversarium. At tantas labitur percipit sed, et tritani admodum nominati vis. Dicam omnium in his, sumo altera nusquam eu mea, mediocrem abhorreant ea mel. Mei ad idque legere graece, illud choro salutandi no his. Sed an minim adipiscing, pro ne legere probatus voluptatum. Enim percipit electram ea usu, vis te illum atomorum vulputate. Summo aequae praesent sea te, has et illum nobis nostro. Regione minimum est ei. Tantas placerat assueverit duo te, vel hinc veri cu, eam aequae utamur accusata ex. Cu affert accusamus eum, eam at sale mollis. Partem saperet has te. Ad omnium dolorum splendide eos, vero adolescens et per. Eam apeirian praesent cu, at falli aequae scaevola mel. Sea et maluisset incorrupte. Ne aliquid reprimique sea, persius necessitatibus pri in. Ei eripuit vivendum est, duo ex movet alterum, pri ut harum copiosae consulatu. Liber dolorum mediocritatem ne eam. Illud congue in cum, consequuntur interpretaris id nam. Oportere qualisque intellegam ut qui. Vim modo tota te, inciderint cotidieque contentiones no est. Sed facer labitur et. Etiam dissentias ei qui.

Keywords: Alpha, Beta, Charlie, Delta, Echo, Foxtrot

Commented [A22]: > Before printing/saving to PDF, always disable comments.
> To disable comments, go to Tracking section in the REVIEW tab and replace 'Simple Markup' to 'No Markup'.

Commented [A23]: Titles such as Asst. Prof., Assoc. Prof, and Prof. are omitted

Commented [A24]: Maximum of 300 words

Commented [A25]: Maximum of 6 keywords

INTRODUCTION

This is formatted using the OCS_Body Style. Lorem ipsum dolor sit amet, consectetur adipiscing elit. Etiam a convallis ante. Suspendisse bibendum magna vitae sem tristique aliquam. In a nunc a ipsum lacinia posuere. Phasellus arcu magna, hendrerit vitae dui vel, tincidunt rutrum velit. Nulla venenatis enim eget mauris viverra, ac venenatis nunc molestie. Pellentesque non efficitur arcu. Cras accumsan et arcu vitae tincidunt. Vivamus suscipit egestas turpis, et lobortis tortor malesuada ac. Suspendisse vel imperdiet est. Aenean pellentesque placerat metus sit amet efficitur (Cruz, 2010).

Lorem ipsum dolor sit amet, consectetur adipiscing elit. Etiam a convallis ante. Suspendisse bibendum magna vitae sem tristique aliquam. In a nunc a ipsum lacinia posuere. Phasellus arcu magna, hendrerit vitae dui vel, tincidunt rutrum velit. Nulla venenatis enim eget mauris viverra, ac venenatis nunc molestie. Pellentesque non efficitur arcu. Cras accumsan et arcu vitae tincidunt. Vivamus suscipit egestas turpis, et lobortis tortor malesuada ac. Suspendisse vel imperdiet est. Aenean pellentesque placerat metus sit amet efficitur.

This is the paragraph for the objectives. Objectives must start in lowercase and must end with a semicolon (;) if there are preceding items. The last objectives must end with a period (.). See example below to see how it works.

1. this is formatted using OCS_Intro-Objectives style;
2. this must end with a semicolon(;) after stating each objective and use lowercase on the first word;
3. this is how the last objective should end – with a period.

Sed bibendum, velit ut convallis suscipit, ex enim ullamcorper diam, in efficitur nunc nibh eget turpis. Pellentesque in semper ante. Integer vehicula ut nisl et consectetur. Donec aliquet urna sem, eu interdum elit porta vitae. Integer tincidunt vehicula nulla, vel pellentesque nisl accumsan sed. Nulla sit amet diam nulla. Nunc pretium posuere semper. Curabitur vestibulum erat justo, nec venenatis mauris placerat et. Vestibulum pulvinar pulvinar nisl, a varius quam molestie sed. Cras hendrerit elit lorem, et scelerisque massa sagittis non (Cha et al., 2003; Clarke et al., 2016; Neetoo et al., 2008).

Lorem ipsum dolor sit amet, consectetur adipiscing elit. Etiam a convallis ante. Suspendisse bibendum magna vitae sem tristique aliquam. In a nunc a ipsum lacinia posuere. Phasellus arcu magna, hendrerit vitae dui vel, tincidunt rutrum velit. Nulla venenatis enim eget mauris viverra, ac venenatis nunc molestie. Pellentesque non efficitur arcu. Cras accumsan et arcu vitae tincidunt. Vivamus suscipit egestas turpis, et lobortis tortor malesuada ac. Suspendisse vel imperdiet est. Aenean pellentesque placerat metus sit amet efficitur.

Lorem ipsum dolor sit amet, consectetur adipiscing elit. Etiam a convallis ante. Suspendisse bibendum magna vitae sem tristique aliquam. In a nunc a ipsum lacinia posuere (Khan et al., 2015; Sanjurjo et al., 2006). Phasellus arcu magna, hendrerit vitae dui vel, tincidunt rutrum velit. Nulla venenatis enim eget mauris viverra, ac venenatis nunc molestie. Pellentesque non efficitur arcu. Cras accumsan et arcu vitae tincidunt. Vivamus suscipit egestas turpis, et lobortis tortor malesuada ac. Suspendisse vel imperdiet est. Aenean pellentesque placerat metus sit amet efficitur.

REVIEW OF LITERATURE (LEVEL 1)

Level 2 Title – Lengthy Titles are Automatically Formatted Like This.

The heading is formatted using the OCS_Subtitle-Level_2-3. Lorem ipsum dolor sit amet, consectetur adipiscing elit. Etiam a convallis ante. Suspendisse bibendum magna vitae sem tristique aliquam. In a nunc a ipsum lacinia posuere. Phasellus arcu magna, hendrerit vitae dui vel, tincidunt rutrum velit. Nulla venenatis enim eget mauris viverra, ac venenatis nunc molestie. Pellentesque non efficitur arcu. Cras accumsan et arcu vitae tincidunt. Vivamus suscipit egestas turpis, et lobortis tortor malesuada ac. Suspendisse vel imperdiet est. Aenean pellentesque placerat metus sit amet efficitur.

Commented [A1]: All First Letters of Each Word Must Start in UPPERCASE in Level 2 Titles.

Level 3 title

The heading is formatted using the OCS_Subtitle-Level_2-3. Sed bibendum, velit ut convallis suscipit, ex enim ullamcorper diam, in efficitur nunc nibh eget turpis. Pellentesque in semper ante. Integer vehicula ut nisl et consectetur. Donec aliquet urna sem, eu interdum elit porta vitae. Integer tincidunt vehicula nulla, vel pellentesque nisl accumsan sed. Nulla sit amet diam nulla. Nunc pretium posuere semper. Curabitur vestibulum erat justo, nec venenatis mauris placerat et. Vestibulum pulvinar pulvinar nisl, a varius quam molestie sed. Cras hendrerit elit lorem, et scelerisque massa sagittis non.

Commented [A2]: Only the first letter of the first word must be in UPPERCASE in Level 3 titles

Level 4 title. The heading is formatted using the OCS_Subtitle-Level_4. Sed bibendum, velit ut convallis suscipit, ex enim ullamcorper diam, in efficitur nunc nibh eget turpis. Curabitur vestibulum erat justo, nec venenatis mauris placerat et. Vestibulum pulvinar pulvinar nisl, a varius quam molestie sed. Cras hendrerit elit lorem, et scelerisque massa sagittis non. Curabitur vestibulum erat justo, nec venenatis mauris placerat et.

Commented [A3]: Level 4 titles must be indented and ONLY the first word is in uppercase.

Never place an image in-between text.
It must either be on the upper or lower
half of the page.

Fig. 1. Formatted using OCS_Fig-Text, must be below the image, end with a period and add this if image is cited from a source: (Lifted from Author, Year).

Creating tables

Similar with figures, tables should be either on the top or bottom of the page. It must never be in-between paragraphs. Headings must be centered and if the contents of cells are numerals or with little text, you may center it. To format the text inside a table, use the OCS_Table-Text, while the table style can be found on Design > Custom, or the first style available.

Table 1. Formatted using the OCS_Table-Caption; must end with a period.

No. of Varieties	Suckering Pattern	Leaf Banding Pattern
1	Type 1	Strong brown band
2	Type 1	Strong black band
3	Type 1	Strong gray band
4	Type 1	Strong brown and white band
5	Type 2	Strong brown band
6	Type 2	Strong black band
7	Type 2	Strong gray band
8	Type 2	Strong brown and white band

MATERIALS AND METHODS

Level 2 Title – Words Must Start in Uppercase

Lorem ipsum dolor sit amet, consectetur adipiscing elit. Etiam a convallis ante. Suspendisse bibendum magna vitae sem tristique aliquam. In a nunc a ipsum lacinia posuere. Phasellus arcu magna, hendrerit vitae dui vel, tincidunt rutrum velit. Nulla venenatis enim eget mauris viverra, ac venenatis nunc molestie. Pellentesque non efficitur arcu. Cras accumsan et arcu vitae tincidunt. Vivamus suscipit egestas turpis, et lobortis tortor malesuada ac. Suspendisse vel imperdiet est. Aenean pellentesque placerat metus sit amet efficitur.

Creating tables

Similar with figures, tables should be either on the top or bottom of the page. It must never be in-between paragraphs. Headings must be centered and if the contents of cells are numerals or with little text, you may center it. To format the text inside a table, use the OCS_Table-Text, while the table style can be found on Design > Custom, or the first style available.

Table 1. Formatted using the OCS Table-Caption; must end with a period.

No. of Varieties	Suckering Pattern	Leaf Banding Pattern
1	Type 1	Strong brown band
2	Type 1	Strong black band
3	Type 1	Strong gray band
4	Type 1	Strong brown and white band
5	Type 2	Strong brown band
6	Type 2	Strong black band
7	Type 2	Strong gray band
8	Type 2	Strong brown and white band

Commented [A4]: Guidelines in formatting tables:

- If the first column is a single letter or a number, it must be aligned center; else, align it to the left.
- If cells contain decimal numbers, align them according to decimal point.

Adding Equations

In general, formulae numbers are presented in brackets [] starting from 1 as shown below in the examples. Equations can be made through Insert > Symbol > Equation.

$$Rand (P_1, P_2) = \frac{R - E[R]}{M[R] - E[R]} \quad [2]$$

where,

$$R = \sum_{ij} \binom{n_{ij}}{2} \quad [1]$$

$$E[R] = \frac{\sum_i \binom{n_i}{2} \sum_j \binom{n_j}{2}}{\binom{n}{2}} \quad [3]$$

$$M[R] = \frac{1}{2} [\sum_i \binom{n_i}{2} + \sum_j \binom{n_j}{2}] \quad [4]$$

n_{ij} : number of cases that appear in cluster in P_1 and in cluster j in P_2

n_i : number of data instances in the i^{th} cluster in the resulting partition

n_j : number of data instances in the j^{th} cluster in the class attribute

RESULTS AND DISCUSSION

Lorem ipsum dolor sit amet, consectetur adipiscing elit. Etiam a convallis ante. Suspendisse bibendum magna vitae sem tristique aliquam. In a nunc a ipsum lacinia posuere. Phasellus arcu magna, hendrerit vitae dui vel, tincidunt rutrum velit. Nulla venenatis enim eget mauris viverra, ac venenatis nunc molestie. Pellentesque non efficitur arcu. Cras accumsan et arcu vitae tincidunt. Vivamus suscipit egestas turpis, et lobortis tortor malesuada ac. Suspendisse vel imperdiet est. Aenean pellentesque placerat metus sit amet efficitur.

Nullam tempor quam hendrerit ligula rutrum, sit amet scelerisque magna malesuada. Etiam eget ullamcorper mauris. Phasellus euismod laoreet velit, et volutpat nisi tristique eget. Duis aliquet erat in purus pellentesque aliquam. Phasellus vehicula dignissim semper. Etiam vestibulum erat id turpis fermentum ornare. Proin nec dictum nunc, vel lacinia lectus. Aliquam nec imperdiet odio. Suspendisse pharetra nibh augue, non aliquet purus tempor ac. Sed imperdiet consequat ligula, dignissim scelerisque lectus ultrices eget. Pellentesque mi metus, mollis in sem sit amet, facilisis finibus metus. Ut aliquam rhoncus magna, at malesuada tellus tempus sit amet. Nunc suscipit dapibus ex, at convallis erat porta sed. Vestibulum scelerisque mauris velit, non consequat lacus sodales tempor. Fusce varius, eros et mattis aliquam, purus dui consequat risus, a tincidunt mi diam non ipsum. Lorem ipsum dolor sit amet, consectetur adipiscing elit.

SUMMARY AND CONCLUSION

Lorem ipsum dolor sit amet, consectetur adipiscing elit. Etiam a convallis ante. Suspendisse bibendum magna vitae sem tristique aliquam. In a nunc a ipsum lacinia posuere. Phasellus arcu magna, hendrerit vitae dui vel, tincidunt rutrum velit. Nulla venenatis enim eget mauris viverra, ac venenatis nunc molestie. Pellentesque non efficitur arcu. Cras accumsan et arcu vitae tincidunt. Vivamus suscipit egestas turpis, et lobortis tortor malesuada ac. Suspendisse vel imperdiet est. Aenean pellentesque placerat metus sit amet efficitur.

Nullam tempor quam hendrerit ligula rutrum, sit amet scelerisque magna malesuada. Etiam eget ullamcorper mauris. Phasellus euismod laoreet velit, et volutpat nisi tristique eget. Duis aliquet erat in purus pellentesque aliquam. Phasellus vehicula dignissim semper. Etiam vestibulum erat id turpis fermentum ornare. Proin nec dictum nunc, vel lacinia lectus. Aliquam nec imperdiet odio. Suspendisse pharetra nibh augue, non aliquet purus tempor ac. Sed imperdiet consequat ligula, dignissim scelerisque lectus ultrices eget. Pellentesque mi metus, mollis in sem sit amet, facilisis finibus metus. Ut aliquam rhoncus magna, at malesuada tellus tempus sit amet. Nunc suscipit dapibus ex, at convallis erat porta sed. Vestibulum scelerisque mauris velit, non consequat lacus sodales tempor. Fusce varius, eros et mattis aliquam, purus dui consequat risus, a tincidunt mi diam non ipsum. Lorem ipsum dolor sit amet, consectetur adipiscing elit.

LITERATURE CITED

It is recommended to use third-party application like Mendeley as it provides an MS Word plug-in for inserting citations. OCS follows the Elsevier Harvard 2/Harvard (with titles) citation style. Mendeley can be downloaded at <https://www.mendeley.com/download-mendeley-desktop>.

Book:

Author/s, Year. Title, Edition ed. Publisher, Address.

Ex: Pandey, A., Shweta, N., 2012. The Research Act: A Theoretical Introduction to Sociological Methods, 3rd ed. Prentice-Hall, New Jersey.

Book Chapter:

Author/s, Year. Title, in: Book Title, Edition ed. Publisher, Address, pp. Pages.

Ex: Brown, A.G., 1995. Apples, in: Advances in Fruit Breeding, 3rd ed. Purdue University Press, West Lafayette, Ind., pp. 3–37.

Proceedings/Proceedings Paper:

Author/s, Year. Title, in: Proceedings Title, Address, pp. Pages.

Ex: Landa Silva, J.D., Burke, E.K., Petrovic, S., 2004. An introduction to multiobjective metaheuristics for scheduling and timetabling, in: Metaheuristics for Multiobjective Optimisation, Springer Berlin Heidelberg, pp. 91–129.

Journal Article:

Author/s, Year. Title. Journal Name. Volume, Pages.

Ukuku, D.O., Fett, W.F., 2004. Effect of nisin in combination with EDTA, sodium lactate, and potassium sorbate for reducing Salmonella on whole and fresh-cut cantaloupe. J. Food Prot. 67, 2143–2150.

Khan, A., Vu, K.D., Riedl, B., Lacroix, M., 2015. Optimization of the antimicrobial activity of nisin, Na-EDTA and pH against gram-negative and gram-positive bacteria. LWT - Food Sci. Technol. 61, 124–129.

Thesis/Dissertation:

Author/s, Year. Title, University, Address.

Ex: Reeder, J.D., 2001. Nitrogen transformations in revegetated coal spoils. Columbia State University, Columbus, GA.

Website:

Author/s, Year. Title [WWW Document]. Name of website. URL Web address (accessed MM.DD.YY).

Ex: Le Vie Jr., D., 2009. Understanding data flow diagrams [WWW Document]. URL http://ratandon.mysite.syr.edu/cis453/notes/DFD_over_Flowcharts.pdf (accessed 11.6.15).

Draft

APPENDICES

Appendix 1. First Letter of Each Word is Capitalized.


The flow for creating appendices must be as follows: Text – Table – Figure. For the style of the body, use OCS_Body. You can use the formatting on the other parts of the manuscript. The only difference is the caption must be above the content even if it's a text, table of figure, similar with this sample appendices. Appendices must be on separate pages.

Lorem ipsum dolor sit amet, consectetur adipiscing elit. Etiam a convallis ante. Suspendisse bibendum magna vitae sem tristique aliquam. In a nunc a ipsum lacinia posuere. Phasellus arcu magna, hendrerit vitae dui vel, tincidunt rutrum velit. Nulla venenatis enim eget mauris viverra, ac venenatis nunc molestie. Pellentesque non efficitur arcu. Cras accumsan et arcu vitae tincidunt. Vivamus suscipit egestas turpis, et lobortis tortor malesuada ac. Suspendisse vel imperdiet est. Aenean pellentesque placerat metus sit amet efficitur.


Appendix Table 1. First Letter of Each Word is Capitalized.

No. of Varieties	Suckering Pattern	Leaf Banding Pattern
1	Type 1	Strong brown band
2	Type 1	Strong black band
3	Type 1	Strong gray band
4	Type 1	Strong brown and white band
5	Type 2	Strong brown band
6	Type 2	Strong black band
7	Type 2	Strong gray band
8	Type 2	Strong brown and white band

Appendix Figure 1. First Letter of Each Word is Capitalized.



Draft



REPOSITORY (CAN BE COPY-PASTED)

Figure




Fig. 1. Format: OCS_FigureText.

Table

Note: For table contents, it must be left justified with the exception of numbers where it must be centered or aligned to decimal, whichever will apply.

Table 1. OCS_Table-Caption, description here. (Source, if available, here)

A	B
Something	Something
Something	Something
Something	Something

Commented [A5]: Guidelines in formatting tables:

- If the first column is a single letter or a number, it must be aligned center; else, align it to the left.
- If cells contain decimal numbers, align them according to decimal point.

Table 2. Sample table with footnote.

A	B
Something	Something
Something	Something
Something	Something

This is a sample footnote. Format can be seen on the Styles Gallery as OCS_Footnote.